


The



animal
play book

You can download other exiting workbooks at www.madisplace.com

The Letter



C

Stands for




cat

Let's build a puzzle
Cut out the pieces and build
them together.




g

Stands for



giraffe

Help the giraffe to find his home.



The Letter



k

Stands for



kangaroo

Make a kangaroo birthday card for Mom or Dad.



You can use this as your cover picture.

How to make a birthday card:

We need colour pencils, a scissors, some glue and a piece of A4 cardboard.

You can either use coloured cardboard or white cardboard.

Step 1: Take the card and fold it in half

Step 2: Cut out the picture of Hoppy the Kangaroo on the dotted lines.

Step 3: Put some glue on the back of the picture and then stick it on the outside of your folded cardboard.

Step 4: Use your coloured pencils to draw a border around the picture.

Step 5: Draw a picture or write a nice message for mom and dad inside the card.

The Letter

The Letter



t

Stands for



tiger

Let's draw our own tiger.

Cut out the stencil below place it on a piece of paper and draw the outline of your own tiger. Now draw a face and some stripes for your tiger.

